

We measure it.



Measurement data monitoring system **testo Saveris.**


Automated and uninterrupted measurement data recording with comprehensive alarm management.

testo Saveris: Easy, secure and efficient measurement data monitoring

The data monitoring system testo Saveris measures temperature and humidity values in sensitive goods and products, in the surroundings and in processes. The easily operated measurement system provides security as well as savings of time and costs thanks to automated measurement data recording. The measurement data transfer takes place by wireless and/or Ethernet connection to a base station. This documents and monitors all measurement data. If limit values are exceeded, a number of alarm options such as SMS/e-mail alarm or alarm relay are available. Remote alarms can also be triggered even when the system is not connected to a running PC. In addition to this, transmitters of all measurement

parameters with standard current/voltage interfaces can be integrated into the testo Saveris system. The integration not only of Testo transmitters, but also those of other manufacturers is possible.

All recorded data are centrally stored in a software. At the same time, the testo Saveris software also allows a comprehensive analysis and evaluation of all recorded measurement data.





testo Saveris system overview

Data monitoring for uninterrupted control

testo Saveris wireless probes

Probe versions with internal as well as external temperature and humidity sensors allow the adaptation to any application. The wireless probes are available optionally with or without display. The current measurement data, the battery status and the quality of the wireless connection are shown.



testo Saveris wireless probes

testo Saveris Router

The use of a router can improve or extend the wireless connection in difficult constructional circumstances. Several routers in the testo Saveris system are of course possible. At the same time, the serial switching if up to 3 routers V 2.0 provides the highest level of flexibility regarding wireless range.



testo Saveris Router

testo Saveris-Converter

By connecting a testo Saveris-Converter to an Ethernet socket, the signal from a wireless probe can be converted into an Ethernet signal. This combines the flexible installation of a wireless probe with the exploitation of the existing Ethernet even over long transmission distances.



testo Saveris-Converter V 2.0



testo Saveris Analog coupler (wireless)



testo Saveris Analog coupler (Ethernet)



Humidity transmitter

testo Saveris analog coupler

The two versions of the analog coupler (wireless/Ethernet) allow the integration of further measurement parameters into the testo Saveris monitoring system, by including all transmitters with standardized current/voltage interfaces, e.g. 4 to 20 mA or 0 to 10 V.

Humidity and differential pressure transmitters

testo 6651/6681/6351/6381/6383

By integrating the humidity and differential pressure transmitters, measurement data monitoring parallel to the control is possible. This offers the solution for highest accuracy as well as for special applications, (high humidity, trace humidity etc.) in compressed air, drying and air conditioning technology.


Find out more at www.testo.com

testo Saveris-Base

The base is the heart of testo Saveris, and can store 40,000 measurement values per measurement channel independently of a PC. This corresponds to a storage capacity of approximately a year at a measurement rate of 15 minutes. System data and alarms are visible via the testo Saveris-Base display.

testo Saveris-Software

The testo Saveris software offers easy operation as well as an intuitive user interface. The testo Saveris software is available in three different versions: as a basic version SBE (Small Business Edition), as a PROF version (professional) with many additional options, or as a CFR version. The CFR software fulfils the 21 CFR Part 11 requirements of the FDA, and is thus validatable. Additionally, you can use testo Web Access to view the measurement data flexibly on various end devices.



testo Saveris Ethernet probes

In addition to the wireless probes, probes can be used which can be directly connected to the Ethernet. This means that an existing LAN structure can be used, allowing the data transfer from probe to base even over large distances.

Overview of application areas for testo Saveris

Monitoring processes in the pharmaceutical industry

In the pharmaceutical industry, the recording and monitoring of quality parameters is subject to strict requirements. Constant documentation during the production and storage of temperature-sensitive products such as medicines, blood products or cell cultures has long been considered a „must“.

testo Saveris automates central documentation as well as safe monitoring in refrigerated or deep-freeze rooms, incubators and climate cabinets. testo Saveris thus offers optimum control in critical processes.

The comprehensive alarm management allows fast alarms if limit values are exceeded. Thanks to the combination of wireless and/or Ethernet probes, the system concept is ideal for many different applications in the pharmaceutical industry. The data monitoring system testo Saveris of course complies with the requirements of 21 CFR Part 11 and is thus validatable.

Monitoring building climate

Especially in museums and archives, stable ambient conditions are indispensable in the monitoring of building climate, in order to protect sensitive and valuable objects. testo Saveris automates the central recording of all ambient data.

Thanks to the alarms when limit values are exceeded, testo Saveris protects valuable inventory at all times from undesired temperature or humidity influences. The wireless probes can be flexibly installed at the measurement sites without complicated wiring.





Monitoring of processes in research and development, laboratories and hospitals

Research and development areas as well as laboratories and hospitals are responsible for the recording of ambient and process data, in order to monitor sensitive products or machines. testo Saveris takes over the central documentation of the measurement series.

testo Saveris thus guarantees the easy and safe monitoring of ambient and process data in climate cabinets, refrigerators, incubators, test benches or blood banks. At the same time the testo Saveris software also allows a comprehensive analysis and evaluation of all recorded measurement data.

Overview of application areas for testo Saveris

Monitoring the food cold chain

The maintenance of pre-defined temperature values is crucial for quality in food production, and important for the fulfilment of legal hygiene standards. The deciding factor however, is the uninterrupted maintenance of the cold chain during production and storage. In the final analysis, only this uninterrupted monitoring guarantees an evaluation of the quality and freshness of the products. testo Saveris automates not only the monitoring of the ambient and product temperatures during production but also the maintenance of defined temperature limit values during storage. Alarms are of course immediately triggered when limit values are exceeded.


The measurement data are stored centrally in a database, and are available at any time. All measurement values are thus under control! It goes without saying that testo Saveris complies with the EN12830 standard.

Monitoring in production, quality control and storage in industry

A number of quality data must be recorded and monitored in production, quality control and storage in industry. testo Saveris automates the documentation of these data and provides alarms when upper or lower limit values are exceeded. The quality of the products and processes is thus guaranteed at a stable level.

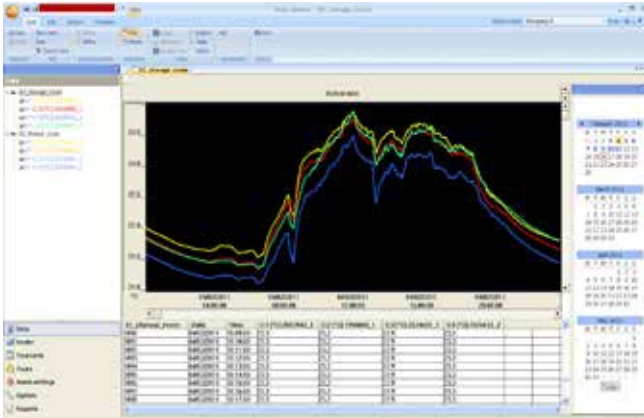
testo Saveris is ideally applicable for the monitoring and documentation of ambient and temperature data in production areas, in storerooms, refrigerators and climate cabinets.

The most diverse applications are optimally covered by testo Saveris wireless and/or Ethernet probes.





testo Saveris software



Small Business Edition (SBE): Clear information, always up to date, and automatically documented

- The measurement data can always be shown as a graph or table.
- Various probes can be compiled into groups. Logical units by measurement task are thus formed.
- The measurement data view over days, weeks or months is freely definable. The integrated calendar offers practical assistance here.
- Form and time of the reporting are predefined once.
- The creation and saving of reports as a PDF file now takes place automatically in accordance with the set conditions. The files are therefore ready to be printed at any time.



Professional (PROF): Now more flexible with Professional software

The PROF (Professional) software version offers interesting additional functions beyond the attractive standard functions of the basic version SBE, e.g.:

- Client-server concept: The measurement data can be monitored by various PCs integrated into the network.
- Photographs of machines or rooms can be saved as an image. The respective measurement values are shown directly at the position of the probe in the room or at the machine in these. The link between the location and the measurement value is thus very easily visualized.
- A comprehensive alarm management offers the option of alarming more than two people at the same time or in succession. Depending on the day of the week and/or the time, it is possible to choose whether an alarm is given as an e-mail or an SMS.
- Tour planning with calendar management allows a clear presentation of planned and completed transports.



CFR version: Validatable CFR software

The CFR software fulfils the requirements of the FDA's 21 CFR Part 11 and is thus validatable.

testo Saveris Web Access: Flexible measurement data viewing via browser

- Measurement data can be viewed via the browser of any PC, smartphone or tablet – without software installation
- Intuitive user interface
- Easy acknowledgement of alarms



Installation made easy

- Connect testo Saveris base to mains. The probes can now be logged on at the base: They are switched on in series and automatically identified by the base.
- The testo Saveris base is connected to the PC via USB or Ethernet. The software is installed on the PC with help from the installation wizard.
- The system is ready for configuration: Probe name, limit values, measuring cycles and alarms can be adapted to the individual measuring tasks.

Overview of software functions

	SBE	PROF	CFR
Diagrams/tables/alarm overview/PDF reports	•	•	•
Calendar management	•	•	•
Presentation of probe groups	•	•	•
Alarm dispatch (e-mail, SMS, relay)	•	•	•
Comprehensive alarm management in stationary operation	•	•	•
Automatic measurement data update	•	•	•
"Online mode" in stationary operation	•	•	•
Measurement data on background photo of measurement sites	•	•	•
Integration in network (client-server)	•	•	•
Tour planning with calendar management	•	•	•
Allocation of access rights for stationary and mobile probe groups	•	•	•
Search function for routes	•	•	•
Configuration of print text	•	•	•
Diagrams/tables with identification of start and stop of route	•	•	•
Audit trail for the traceability of user activities	•	•	•
21 CFR Part 11 compliant (validatable)	•	•	•
Electronic signature	•	•	•
Allocation of access rights on three user levels	•	•	•

Overview of application areas of testo Saveris software

	SBE	PROF	CFR
Stationary operation	•	•	•
Mobile operation	•	•	•
Stationary and mobile operation	•	•	•

Software versions

SBE software, incl. USB connecting cable base-PC Order no. 0572 0180
PROF software, incl. USB connecting cable base-PC Order no. 0572 0181
CFR software, incl. Ethernet connecting cable base-PC Order no. 0572 0182
testo Saveris Web Access Order no. 0572 0001

testo Saveris-Base

The base is the heart of testo Saveris and can save 40,000 readings per measurement channel independently of the PC. The system data and alarms are visible via the display of the testo Saveris-Base.

Display for showing alarms and system data

Large data memory

Issue of alarms via LED/relay

SMS alarm (optional)

Emergency battery integrated

Up to 150 probes can be connected

Connection option via USB or Ethernet



Technical data

Memory	40,000 values per channel (total max. 18,000,000 values)
Dimensions	225 x 150 x 49 mm
Weight	Approx. 1510 g
Protection class	IP42
Material/Housing	Diecast zinc/plastic
Radio frequency	2,4 GHz
Power supply (absolutely necessary)	6.3 V DC mains unit; alternatively via 24 V AC/DC plug-in/screw terminals, power consumption 4 W
Rech. batt.*	Li-ion battery (for data back-up and for emergency SMS if power supply fails)
Oper. temp.	+5 to +45 °C
Storage temp.	-25 to +60 °C
Display	graphical display, 4 control keys
Interfaces	USB, radio, Ethernet
Connectable radio probe	max. 15 probes can be directly connected via wireless interface, max. 150 total via wireless/Router/Converter/Ethernet/Extender, max. 450 channels
Alarm relay	max. 1 A, max. 30 W, max. 60/25 V DC/AC, NC or NO contact
GSM module	850/900/1800/1900 MHz not valid for Japan and South Korea
Set up	Table base and wall bracket included
Firmware version	2.X

*Wearing part

Ordering data

2,4 GHz	testo Saveris-Base, radio frequency 2,4 GHz	2,4 GHz	testo Saveris-Base, radio frequency 2,4 GHz, GSM module integrated (for SMS alarm)
	Part no. 0572 0260		Part no. 0572 0261

No mains units or aerials with magnetic base are contained in this ordering data.





Note on the radio frequencies

2.4 GHz: non-EU countries

testo Saveris components: Router, Converter and Extender

The use of a router can improve or extend the wireless connection in difficult constructional circumstances. Several routers in the testo Saveris system are of course possible. At the same time, the serial switching up to 3 routers V 2.0 provides the highest level of flexibility regarding wireless range.






By connecting a testo Saveris-Converter to an Ethernet socket, the signal from a wireless probe can be converted into an Ethernet signal. This combines the flexible installation of a wireless probe with the exploitation of the existing Ethernet even over long transmission distances.

				
	testo Saveris router V 1.0	testo Saveris Router V 2.0	testo Saveris-Converter V 1.0	testo Saveris-Converter V 2.0
Application	· for testo Saveris-Base-Firmware Version V 1.X · for testo Saveris-Base-Firmware Version V 2.X		· for testo Saveris-Base-Firmware Version V 1.X · only for wireless probes Firmware Version 1.X · for all testo Saveris-Base-Firmware versions · only for wireless probes with Firmware Version 2.X	
Dimensions	Approx. 85 x 100 x 38 mm			
Weight	Approx. 180 g		Approx. 190 g	
Power supply	6.3 V DC mains unit; alternatively via 24 V AC/DC plug-in/screw terminals, power consumption < 0.5 W		6.3 V DC mains unit; alternatively via 24 V AC/DC plug-in/screw terminals, PoE, power consumption < 2 W	
Oper. temp.	-20 to +50 °C			
Storage temp.	-40 to +60 °C			
Material/Housing	Plastic			
Protection class	IP54			
Interfaces	Radio		Radio, Ethernet	
Connectable radio probe	max. 5		max. 15	
Router cascading	no	yes	-	-
Wall bracket	included			
Versions				
2,4 GHz	testo Saveris Router V1.0, 2.4 GHz, radio transmission medium	testo Saveris Router V2.0, 2.4 GHz, radio transmission medium	testo Saveris-Converter V 1.0, 2.4 GHz, converts the radio transmission medium to Ethernet	testo Saveris-Converter V 2.0, 2.4 GHz, converts the radio transmission medium to Ethernet
	Part no. 0572 0159	Part no. 0572 0259	Part no. 0572 0158	Part no. 0572 0258

No mains units are contained in this ordering data.






testo Saveris components: Radio probes

Probe versions with internal and external temperature sensors and with humidity sensors allow the adaptation to every application. The radio probes are available with or without a display as an option. Current measurement data, the battery status and the quality of the radio link are shown in the display.

 Radio		°C/°F				
		<div>NTC internal</div> 	<div>NTC internal</div> 	<div>NTC external</div> 	<div>TC external</div> 	<div>Pt 100 external</div>
		81 mm	81 mm	81 mm	81 mm	
		testo Saveris T1 Radio probe with internal NTC	testo Saveris T2 Radio probe with external probe connection and internal NTC, door contact	testo Saveris T3 2-channel radio probe with 2 external TC probe connections (Choice of TC characteristics)	testo Saveris Pt Radio probe with 1 external Pt100 probe connection	
Internal sensor	Probe type	NTC	NTC	-		-
	Meas. range	-35 to +50 °C	-35 to +50 °C	-		-
	Accuracy	±0.4 °C (-25 to +50 °C) ±0.8 °C (remaining range)	±0.4 °C (-25 to +50 °C) ±0.8 °C (remaining range)	-		-
	Resolution	0.1 °C	0.1 °C	-		-
External probe	Probe type	-	NTC	TC type K	TC type J	Pt100
	Meas. range (Instrument)	-	-50 to +150 °C	-195 to +1350 °C	-100 to +750 °C	-200 to +600 °C
	Accuracy (Instrument)	-	±0.2 °C (-25 to +70 °C) ±0.4 °C (remaining range)	±0.5 °C or 0.5% of mv		at +25 °C ±0.1 °C (0 to +60 °C) ±0.2 °C (-100 to +200 °C) ±0.5 °C (remaining range)
	Resolution (Instrument)	-	0.1 °C	0.1 °C/TC type S 1 °C		0.01 °C
Connection		-	NTC via mini-DIN socket, door contact connection cable included in delivery (1.80 m)	2 TCs via TC socket, max. difference in potential 2 V		1 Pt100 via mini-DIN socket
Dimensions (housing):		80 x 85 x 38 mm				
Weight		Approx. 240 g				
Battery life (Type: 4 AA batteries)		Battery life at +25 °C, 3 years; for freezer applications, 3 years with L91 Photo lithium Energizer batteries				
Material/Housing		Plastic				
Protection class		IP68		IP54		IP68
Radio frequency		2,4 GHz				
Measuring rate		Standard 15 min, 1 min to 24 h can be set				
Memory		6,000 measurement values per channel				
Conformity with standards		DIN EN 12830		-		
Oper. temp.		-35 to +50 °C		-20 to +50 °C		
Storage temp.		-40 to +55 °C (incl. batteries)				
Display (optional)		LCD, 2 lines; 7-segment with symbols				
Transmission distance		approx. 100 m w/o obstruction at frequency 2,4 GHz				
Wall bracket		included				
Versions						
2,4 GHz	Version without display	testo Saveris T1 Part no. 0572 1250 *	testo Saveris T2 Part no. 0572 1251 *	testo Saveris T3 Part no. 0572 9252 *	testo Saveris Pt Part no. 0572 7251 *	
	Version with display	testo Saveris T1 D Part no. 0572 1260 *	testo Saveris T2 D Part no. 0572 1261 *	testo Saveris T3 D Part no. 0572 9262 *	testo Saveris Pt D Part no. 0572 7261 *	

The alkali manganese batteries AA (0515 0414) are included in these ordering data (analog coupler excluded). testo Saveris probes are delivered with a calibration protocol of the factory adjustment data. Calibration certificates must be ordered separately.

* The testo Saveris-Converter V 2.0 (order no. 0572 0258) is required for integration of testo Saveris wireless probes into systems with Base-Firmware V 1.X. For more information please contact our customer hotline or your Testo partner.

		°C/°F and %RH				mA and V	
		<div>%RH NTC</div> <div>external</div>	<div>%RH NTC</div> <div>internal</div>	<div>%RH NTC</div> <div>external</div>	<div>mA V</div> <div>internal</div>		
<div></div> <div>Radio</div>		<div></div> <div>testo Saveris H2D</div> <div>Wireless humidity probe</div>	<div></div> <div>testo Saveris H3</div> <div>Wireless humidity probe</div>	<div></div> <div>testo Saveris H4D</div> <div>Wireless probe with 1 external humidity probe connection</div>	<div></div> <div>testo Saveris U1</div> <div>Wirelss probe with current/voltage output</div>		
Internal sensor	Probe type	-		NTC	Humidity sensor	-	
	Meas. range	-		-20 to +50 °C	0 to 100 %RH ¹⁾	-	
	Accuracy	-		±0.5 °C	±3 %RH at +25 °C ±0.03 %RH/K ±1 digit	-	
	Resolution	-		0.1 °C	0.1 °C%/0.1 °C td	-	
External probe	Probe type	NTC	Humidity sensor	-		NTC	Humidity sensor
	Meas. range (Instrument)	-20 to +50 °C	0 to +100 %RH 1)	-		-20 to +70 °C	0 to +100 %RH 1)
	Accuracy (Instrument)	±0.5 °C	to 90 %RH: ±2 %RH at +25 °C > 90 %RH: ±3 %RH at +25 °C ±0.03 %RH/K ±1 digit	-		±0.2 °C	see probes
	Resolution (Instrument)	0.1 °C	0.1%/0.1 °C td	-		0.1 °C	0.1%/0.1 °C td
Connection		non-exchangeable stump probe		-		1 x external humidity probe mini DIN socket	
						2 or 4-wire current/voltage output	
						Service interface mini DIN for adjustment	
Dimensions (housing):		85 x 100 x 38 mm		80 x 85 x 38 mm		Approx. 85 x 100 x 38 mm	
Weight		Approx. 256 g		Approx. 245 g		Approx. 240 g	
Battery life (Type: 4 AA batteries)		Battery life at +25 °C, 3 years; for freezer applications, 3 years with L91 Photo lithium Energizer batteries				Supply: Mains unit 6.3 V DC, 20 to 30 V DC max. 25 V AC	
Material/Housing		Plastic					
Protection class		IP54		IP42		IP54	
Radio frequency		2,4 GHz					
Measuring rate		Standard 15 min, 1 min to 24 h can be set					
Memory		6,000 measurement values per channel					
Oper. temp.		-20 to +50 °C				+5 to +45 °C	
Storage temp.		-40 to +55 °C (incl. batteries)				-25 to +60 °C	
Display (optional)		LCD, 2 lines; 7-segment with symbols				(no display)	
Transmission distance		approx. 100 m w/o obstruction at frequency 2,4 GHz					
Wall bracket		included					

Versions					
2,4 GHz	Version without display	—	testo Saveris H3 Part no. 0572 6250 *	—	testo Saveris U1 Part no. 0572 3250 *
	Version with display	testo Saveris H2D Part no. 0572 6262 *	testo Saveris H3 D Part no. 0572 6260 *	testo Saveris H4D Part no. 0572 6264 *	—

The alkali manganese batteries AA (0515 0414) are included in these ordering data (analog coupler excluded). testo Saveris probes are delivered with a calibration protocol of the factory adjustment data. Calibration certificates must be ordered separately.





1) Not for condensing atmosphere. For continuous applications in high humidity (>80 %RH at ≤30 °C for >12 h, >60 %RH at >30 °C for >12h), please contact us via www.testo.com.

* The testo Saveris-Converter V 2.0 (order no. 0572 0258) is required for integration of testo Saveris wireless probes into systems with Base-Firmware V 1.X. For more information please contact our customer hotline or your Testo partner.






testo Saveris components:

Ethernet probes

The existing LAN infrastructure can be used through the Ethernet probe. This allows the data transfer from the probe to the base, even over long distances. Ethernet probes have a display.

 Ethernet		°C				
		<div>NTC</div> <div>external</div>  testo Saveris T1E Ethernet probe with 1 external probe connection NTC	<div>TC</div> <div>external</div>  testo Saveris T4 E 4-channel Ethernet probe with 4 external TC probe connections	<div>Pt 100</div> <div>external</div>  testo Saveris Pt E Ethernet probe with external Pt100 probe connection		
External probe	Probe type	NTC		TC type K	TC type J	Pt100
	Meas. range (Instrument)	-50 to +150 °C		-195 to +1350 °C	-100 to +750 °C	-200 to +600 °C
	Accuracy (Instrument)	±0.2 °C (-25 to +70 °C) ±0.4 °C (remaining range)		TC type T -200 to +400 °C	TC type S 0 to +1760 °C	
	Resolution (Instrument)	0.1 °C		±0.5 °C or 0.5% of mv 0.1 °C/TC type S 1 °C		at +25 °C ±0.1 °C (0 to +60 °C) ±0.2 °C (-100 to +200 °C) ±0.5 °C (remaining range)
Connection		1 x NTC via mini DIN socket	4 TCs via TC socket, max. difference in potential 50 V		1 Pt100 via mini-DIN socket	
Mini-DIN service interface for adjustment is accessible externally						
Dimensions (housing):		Approx. 85 x 100 x 38 mm				
Weight		Approx. 220 g				
Power		6.3 V DC mains unit; alternatively via 24 V AC/DC plug-in/screw terminals, PoE				
Buffer battery		Li-ion (wearing part)				
Material/Housing		Plastic				
Protection class		IP54				
Measuring rate		2 s to 24 h				
Memory		6,000 measurement values per channel				
Oper. temp.		+5 to +45 °C				
Storage temp.		-25 to +60 °C				
Power consumption		PoE Class 0 (typical ≤ 3 W)				
Display (optional)		LCD, 2 lines; 7-segment with symbols				
Wall bracket		included				
Versions		testo Saveris T1E with display	testo Saveris T4 E with display		testo Saveris Pt E with display	
		Part no. 0572 1191	Part no. 0572 9194		Part no. 0572 7191	

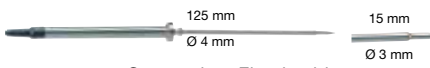

testo Saveris probes are delivered with a calibration protocol of the factory adjustment data. Calibration certificates must be ordered separately. Mains units are not included in delivery.




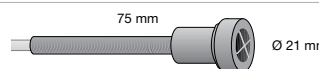







		°C/°F and %RH				mA and V		
		%RH NTC external	%RH NTC external		%RH NTC external	mA V internal		
 Ethernet		 testo Saveris H1 E Humidity Ethernet probe 1 %	 testo Saveris H2 E Humidity Ethernet probe 2 %	 testo Saveris H4E Ethernet probe with external humidity probe connection		 testo Saveris U1E Ethernet probe with current/voltage		
Internal sensor	Probe type	—		—		1 channel: current/voltage		
	Meas. range	—		—		2-wire: 4 to 20 mA, 4-wire: 0/4 to 20 mA, 0 to 1/5/10V, load: max. 160 Ω at 24 V DC		
	Accuracy	—		—		Current ±0,03 mA/0,75 µA Voltage 0 to 1 V ±1.5 mV/39 µV Voltage 0 to 5 V ±7.5 mV/0,17 mV Voltage 0 to 10 V ±15 mV/0,34 mV ±0.02% of. m.v./K deviating from nominal temperature 22 °C		
External probe	Probe type	NTC	Humidity sensor	NTC	Humidity sensor	NTC	Humidity sensor	—
	Meas. range (Instrument)	-20 to +70 °C	0 to 100 %RH ¹⁾	-20 to +70 °C	0 to 100 %RH ¹⁾	-20 to +70 °C	0 to 100 %RH ¹⁾	—
	Accuracy (Instrument)	±0.2 °C (0 to +30 °C) ±0.5 °C (remaining range)	to 90 %RH: ±1 %RH +0.7 % of mv at +25 °C > 90 %RH: ±1.4 %RH +0.7 % of mv ±0.03 %RH/K ± 1 digit	±0,5 °C	to 90 %RH: ±2 %RH at +25 °C > 90 %RH: ±3 %RH at +25 °C ±0.03 %RH/K ± 1 digit	±0.2 °C	see external probes	—
	Resolution (Instrument)	0.1 °C	0.1%/0.1 °C td	0,1 °C	0.1%/0.1 °C td	0,1 °C	0.1%/0.1 °C td	—
Connection		—				1 x external Ethernet humidity probe mini DIN socket	1 x 2- or 4-wire current/voltage	
		Mini-DIN service interface is accessible externally						
Dimensions (housing):		Approx. 85 x 100 x 38 mm						
Weight		Approx. 230 g			Approx. 254 g		Approx. 240 g	
Power		6.3 V DC mains unit; alternatively via 24 V AC/DC plug-in/screw terminals, PoE						
Buffer battery		Li-ion (wearing part)						
Material/Housing		Plastic						
Protection class		IP54						
Measuring rate		2 s to 24 h						
Memory		6,000 measurement values per channel						
Oper. temp.		+5 to +45 °C						
Storage temp.		-25 to +60 °C						
Power consumption		PoE Class 0 (typical ≤ 3 W)						
Display (optional)		LCD, 2 lines; 7-segment with symbols					no display	
Wall bracket		included						
Versions		testo Saveris H1 E with display Part no. 0572 6191	testo Saveris H2 E with display Part no. 0572 6192	testo Saveris H4E with display Part no. 0572 6194		testo Saveris U1E no display Part no. 0572 3190		

testo Saveris probes are delivered with a calibration protocol of the factory adjustment data. Calibration certificates must be ordered separately. Mains units are not included in delivery.
1) Not for condensing atmosphere. For continuous applications in high humidity (>80 %RH at ≤30 °C for >12 h, >60 %RH at >30 °C for >12h), please contact us via www.testo.com.

Sintered caps for testo Saveris H1 E, H2 E and H2 D probes		Part no.
	Metal protection cage, Ø 12 mm for humidity probes, for measurement in flow velocities of less than 10 m/s	0554 0755
	Stainless steel sintered filter, pore size 100 µm, sensor protection in dusty atmospheres or higher flow velocities, for measurements at high flow velocities or in contaminated air	0554 0641
	Cap with wire mesh filter, Ø 12 mm	0554 0757
	Sintered PTFE filter, Ø 12 mm, for corrosive media, High humidity range (long-term measurements), high flow velocities.	0554 0756
	Testo saline pots for testing and humidity calibration of humidity sensors, 11.3 %RH and 75.3 %RH, incl. adapter for humidity probes, fast testing or calibration of humidity probe	0554 0660





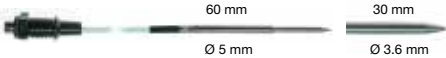

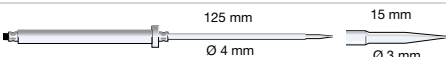

testo Saveris accessories: External temperature and humidity probes

Pt 100	Plug-in probes	Illustration	Measuring range	Accuracy	t ₉₉	Part no.	
◆	Robust, Pt100 stainless steel food probe (IP65)	 Connection: Fixed cable	-50 to +400 °C	Class A (-50 to +300 °C), Class B (remaining range)	10 s	0609 2272	
◆	Penetration probe Pt100 with ribbon cable, cable length 2 m, IP54	 Ø 5 mm Ø 3.6 mm	-85 to +150 °C	Class A	35 s	0572 7001	
Connection cable for unlimited Pt100 stationary probes (4-wire technology), Cable length: 3 m possible max. cable length: 20 m						0554 0213	



TC	Plug-in probes	Illustration	Measuring range	Accuracy	t ₉₉	Part no.	
◆	Stationary probe with stainless steel sleeve, TC Type K	 Connection: Fixed cable 1.9 m	-50 to +205 °C	Class 2*	20 s	0628 7533	
◆	Penetration probe TC with ribbon cable, Type K, cable length 2 m, IP54	 Ø 5 mm Ø 3.6 mm	-40 to +220 °C	Class 1	7 s	0572 9001	
	Magnetic probe, adhesive force approx. 20 N, with magnets, for measurements on metal surfaces, TC Type K	 Fixed cable	-50 to +170 °C	Class 2*	150 s	0602 4792	
	Magnetic probe, adhesive force approx. 10 N, with magnets, for higher temp., for measurements on metal surfaces, TC Type K	 Connection: Fixed cable 1.6 m	-50 to +400 °C	Class 2*		0602 4892	
	Pipe wrap probe for pipe diameter 5 to 65 mm, with exchangeable measuring head. Meas. range short-term up to +280°C, TC Type K	 Connection: Fixed cable 1.2 m	-60 to +130 °C	Class 2*	5 s	0602 4592	
	Pipe wrap probe with velcro strip; for temperature measurement on pipes with diameter up to max. 120 mm; Tmax. +120 °C; TC Type K	 Connection: Fixed cable 1.5 m	-50 to +120 °C	Class 1*	90 s	0628 0020	
	Thermocouple with TC adapter, flexible, 800mm long, fibre glass, TC Type K	 Ø 1.5 mm	-50 to +400 °C	Class 2*	5 s	0602 0644	
	Thermocouple with TC adapter, flexible, 1500mm long, fibre glass, TC Type K	 Ø 1.5 mm	-50 to +400 °C	Class 2*	5 s	0602 0645	
	Thermocouple with TC adapter, flexible, 1500mm long, PTFE, TC Type K	 Ø 1.5 mm	-50 to +250 °C	Class 2*	5 s	0602 0646	
	Immersion tip, flexible, TC Type K	 Ø 1.5 mm	-200 to +1000 °C	Class 1*	5 s	0602 5792	
	Immersion measurement tip, flexible, for measurements in air/exhaust gases (not suitable for measurements in smelters), TC Type K	 Ø 3 mm	-200 to +1300 °C	Class 1*	4 s	0602 5693	

◆ The specified accuracy class of the testo Saveris radio and Ethernet probe is achieved using these external probes.

*According to standard EN 60584-2, the accuracy of Class 1 refers to -40 to +1000 °C (Type K), Class 2 to -40 to +1200 °C (Type K), Class 3 to -200 to +40 °C (Type K).

NTC	Plug-in probes	Illustration	Measuring range	Accuracy	t ₉₉	Part no.	
●	Stub probe, IP54	 35 mm Ø 3 mm	-20 to +70 °C	±0.2 °C (-20 to +40 °C) ±0.4 °C (+40.1 to +70 °C)	15 s	0628 7510	
●	Stationary probe with aluminium sleeve, IP65	 40 mm Ø 6 mm Connection: Fixed cable; Cable/length: 2.4 m	-30 to +90 °C	±0.2 °C (0 to +70 °C) ±0.5 °C (remaining range)	190 s	0628 7503*	
●	Accurate imm./pen. probe, 6m cable, IP67	 40 mm Ø 3 mm Connection: Fixed cable; Cable/length: 6 m	-35 to +80 °C	±0.2 °C (-25 to +74.9 °C) ±0.4 °C (remaining range)	5 s	0610 1725*	
●	Accurate immersion/penetration probe, cable: 1.5 m long, IP67	 40 mm Ø 3 mm Connection: Fixed cable; Cable/length: 1.5 m	-35 to +80 °C	±0.2 °C (-25 to +74.9 °C) ±0.4 °C (remaining range)	5 s	0628 0006*	
●	Penetration probe NTC with ribbon cable, cable length 2 m, IP54	 60 mm Ø 5 mm 30 mm Ø 3.6 mm	-40 to +125 °C	±0.5 % of mv (+100 to +125 °C) ±0.2 °C (-25 to +80 °C) ±0.4 °C (remaining range)	8 s	0572 1001	
	Wall surface temperature probe, e.g. to prove damage in building material	 30 mm Ø 3 mm Connection: Fixed cable; Cable/length: 3 m	-50 to +80 °C	±0.2 °C (0 to +70 °C)	20 s	0628 7507	
●	Stainless steel NTC food probe (IP65) with PUR cable	 125 mm Ø 4 mm 15 mm Ø 3 mm Connection: Fixed cable; Cable/length: 1.6 m	-50 to +150 °C ²⁾	±0.5% of mv (+100 to +150 °C) ±0.2 °C (-25 to +74.9 °C) ±0.4 °C (remaining range)	8 s	0613 2211*	
	Pipe wrap probe with Velcro for pipe diameter to max. 75 mm, Tmax. +75°C, NTC	 300 mm 30 mm Connection: Fixed cable; Cable/length: 1.5 m	-50 to +70 °C	±0.2 °C (-25 to +70 °C) ±0.4 °C (-50 to -25.1 °C)		0613 4611	

The standard temperature probes from the Testo range can be individually tailored to your application. For more information please contact your Testo partner.

%RH	Plug-in probes	Illustration	Measuring range	Accuracy	Part no.	
●	Humidity/temperature probe 12mm	 Ø 12 mm	-20 to +70 °C 0 to 100 %RH	±0.3 °C ±2 %RH at +25 °C (2 to 98 %RH) ±0.03 %RH/K ± 1 digit	0572 6172	
●	Humidity/temperature probe 4 mm	 Ø 4 mm	0 to +40 °C 0 to 100 %RH	±0.3 °C ±2 %RH at +25 °C (2 to 98 %RH) ±0.08 %RH/K ± 1 digit	0572 6174	

● The specified accuracy class of the testo Saveris radio and Ethernet probe is achieved using these external probes.

* Probe tested to EN 12830 for suitability in the transport and storage sectors
2) Long-term measurement range +125°C, short-term +150°C or +140°C (2 minutes)

testo Saveris: Accessories

Power supply		Part no.
Battery for radio probe (4 AA alkali manganese mignon batteries)		0515 0414
Battery for radio probe for use below -10 °C (4 x Energizer L91 Photo lithium)		0515 0572
Li-ion rechargeable battery for testo Saveris-Base, Ethernet probe and testo Saveris analog coupler U1E		0515 0021
Mains unit international 100-240 V AC/6.3V DC for mains operation or battery charging in instrument		0554 1096
Power supply (top-hat rail mounting) 90 to 264 VAC/24VDC (2.5 A)		0554 1749
Power supply (desktop) 110 to 240 VAC/ 24VDC (350 mA)		0554 1748
Other features		Part no.
1	Magnetic foot aerial (dualband) with 3 m cable, for base with GSM module (not suitable for USA, Canada, Chile, Argentina, Mexico)	0554 0524
	Magnetic foot aerial (quadband) for base with GSM module	0554 0525
2	Alarm module (visual + acoustic), can be connected to base alarm relay, Ø 70 x 164 mm, 24 V AC/DC/320 mA, perm. light: red, perm. tone: buzzer approx. 2.4 kHz (Mains unit 0554 1749 required)	0572 9999 ID-Nr. 0699 6111/1
3	testo Saveris protective housing for protection from high-pressure cleaning and impact, IP69 K suitable for wireless probes T1/T1D/T2/T2D/Pt/PtD/H4D	0572 0200
	Programming adapter (from mini-DIN to USB) for Base, Ethernet probe, Converter and Extender for the configuration of IP addresses, as well as for the adjustment of Saveris probes via testo Saveris adjustment software	0440 6723
Software		Part no.
SBE software, incl. USB connecting cable base-PC		0572 0180
PROF software, incl. USB connecting cable base-PC		0572 0181
CFR software, incl. Ethernet connection cable base to PC		0572 0182
testo Saveris Web Access		0572 0001
testo Saveris adjustment software incl. connection cable for wireless and Ethernet probes		0572 0183
Calibration Certificates		Part no.
ISO calibration certificate temperature; temperature probes; calibration points -8 °C; 0 °C; +40 °C per channel/instrument (suitable for testo Saveris T1/T2)		0520 0171
ISO calibration certificate temperature; temperature probes; calibration points -18 °C; 0 °C; +60 °C; per channel/instrument (not suitable for testo Saveris T1/T2)		0520 0151
DAkKS calibration certificate temperature; temperature probes; calibration points -20 °C; 0 °C; +60 °C; per channel/instrument (not suitable for testo Saveris T1/T2)		0520 0261
ISO calibration certificate humidity; humidity probe, calibration points 11.3 %RH and 75.3 %RH at +25 °C/+77 °F; per channel/instrument		0520 0076
DAkKS calibration certificate humidity; humidity probe, calibration points 11.3 %RH and 75.3 %RH at +25 °C; per channel/instrument		0520 0246



Magnetic foot aerial (dualband)



Alarm module (visual + acoustic), can be connected to base alarm relay



testo Saveris protective housing

Adjustment

Naturally all testo Saveris probes are adjusted in the factory, which is confirmed by an adjustment report. You can perform further calibrations or adjustments either yourself on site, via a service provider or in a calibration laboratory. The separate testo Saveris adjustment software is available for this. After successful adjustment, the current data is stored in the probe. At the same time, the adjustment software and the testo Saveris software accept this data so that the adjustment histories are available.

Radio and Ethernet probes are connected to a cable via the service interface for adjustment.

If you do not wish to perform your own calibration, Testo is available as a service provider.



testo Saveris adjustment software incl. connection cable for wireless and Ethernet probes

Part no. 0572 0183

The essence of precision.

Made in Germany –
on the job for you worldwide.

The requirements for practical measurement solutions are becoming increasingly more complex and customized. At Testo we have made it our business to recognize these customer requirements in industry and trade, and to translate them permanently into new technologies. We carry out our own intensive research, and for decades have been at the cutting edge of the market. Real innovations in sensor systems as well as advances made in microelectronics, measurement data storage or communication with other media such as a PCs and portable terminals benefit all Testo customers.

Competent service

Testo offers professional and reliable consultation for all questions pertaining to measuring technology. We provide users quick assistance also after the purchase is made – worldwide.

Research and development

Testo invests roughly 10 percent of turnover in Research and Development annually. Staff from many different disciplines such as physics, chemistry, biology, electrotechnology and process technology conduct applied research in sensor and measurement technology. Testo maintains international cooperation with universities and research institutes, and is represented in a number of committees which are concerned with innovative measurement technology for various fields.



Certified reliability

Quality assurance allows no leeway. Testo Industrial Services offers certified calibration according to all valid guidelines, as well as the qualification and validation of portable and stationary measurement technology. The calibrations take place in Testo's own accredited high-tech laboratories at our facility, or directly on site at the customer's business.



Worldwide presence

Testo is a manufacturer of measuring instruments and measuring systems with a global presence, with 31 international subsidiaries and representatives in numerous countries. Naturally, Testo also offers you on-site service.

For questions regarding testo Saveris, from installation to retrofitting further system components, please refer to your competent contact in your country.

You can find an overview of the nearest service location at www.testo.com.



